



ARBOLES UK

LABORATORY TAPS, SAFETY SHOWERS AND EYE WASHES

arboles.co.uk
sales@arboles.co.uk

T: +44 (0)1204 388814

Arboles Fume Cupboard Universal Docking Station

Introducing the Arboles Universal Docking Station, the ultimate solution for secure and efficient mobile fume cupboard connections



- Integral crystal clear transparent locking door entry **supplied with spare key.**
- This Universal innovative system revolutionises how you manage and connect your mobile fume cupboards in seconds.
- Quick release mechanism and universal compatibility, the docking station effortlessly accommodates any mobile fume cupboard.
- Robust powder coated steel, sleek locking feature **with integral concealed door opener**, ensures tamper free, even in high traffic environments.
- Designed with both safety and convenience in mind, the modular construction allows for easy customisation to fit any lab layout.
- Boost your lab's productivity and security with the Arboles Universal Docking Station - where flexibility meets dependability.
- Manufactured from 18swg zintec steel powder coated smooth white RAL9016.
- Quick release couplings for Water and Gas (Male & Female **supplied**).
- 13 Amp switched socket **outlet and complete assembly earthed for safety.**
- Restraining bracket and Waste connection.

Reviewed by CLEAPSS for Schools & Colleges in England and Wales and SSERC for Scotland. Perfect for factory integrating into Teacher Walls, Demonstration pods, Serviced bollards, Teachers desks / benches and all science laboratory installations.



Unit 56, Flexspace Business Centre, Manchester Road, Bolton, BL3 2NZ.



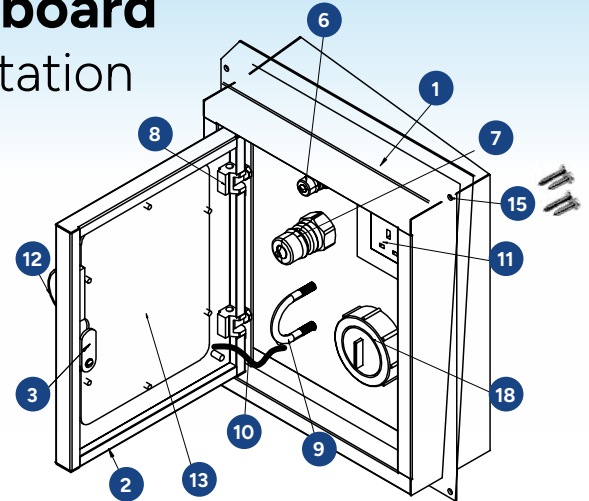
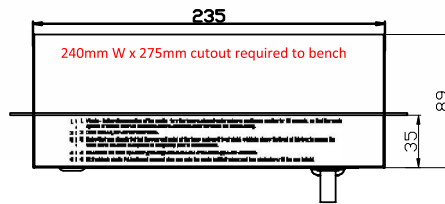
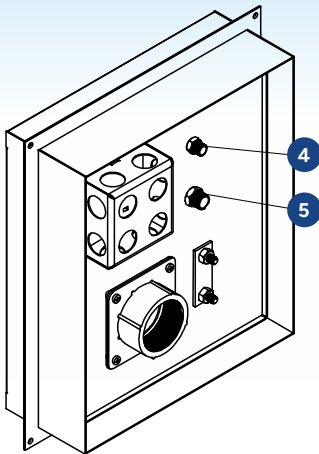
ARBOLES UK

LABORATORY TAPS, SAFETY SHOWERS AND EYE WASHES

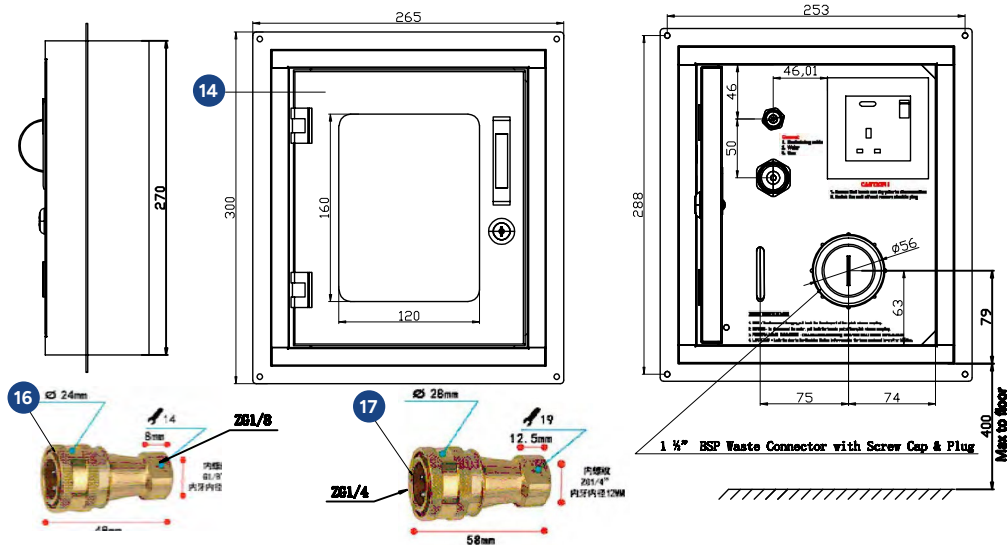
arboles.co.uk
sales@arboles.co.uk

T: +44 (0)1204 388814

Arboles Fume Cupboard Universal Docking Station



- 1 The main body of the box
- 2 The door to box with integral viewing screen
- 3 Lock & keys
- 4 1/8" Copper double external thread straight-through connector
- 5 1/4" Copper double external thread straight-through connector
- 6 PT1/8 male quick release male coupling hydraulic
- 7 PT1/4 male quick release female coupling hydraulic
- 8 Black hinges
- 9 U-shaped restraining tether bracket with nut and stopper plate
- 10 Yellow-green dual-colour electrical ground wire
- 11 British socket with switch-panel black
- 12 Integrated concealed door handle
- 13 Custom acrylic transparent window panels
- 14 Customised labels
- 15 4 x 20mm stainless steel fitting screws
- 16 PT1/8 female quick release coupling hydraulic
- 17 PT1/4 female quick release coupling hydraulic
- 18 1 1/2 BSP waste connector with screw cap and plug



- Manufactured from 18swg zintec steel and powder coated using RAL 9016 smooth white.
- 13A single socket supplied c/w back box for connection to mains by others.
- 1/4" BSP quick release coupling (male part) supplied for water. Female part is attached to the fume cupboard in the factory.
- 1/8" BSP quick release coupling (male part) supplied for gas. Female part is attached to the fume cupboard in the factory.
- 1 1/2" BSP vulcathene adapter supplied for waste. Waste must be flushed through prior to disconnection from fume cupboard.

Docking stations will be sent to your chosen destination for installation and site connection to mains by others.
Excluded – Installation, site connection to mains and GAS SAFE testing of initial Gas connections.